




Exclusive to ITI Fellows and Members

 <p><b>ITI World Symposium 2010</b></p> <p>p. 118</p>	 <p><b>Posterior Maxilla Augmentation</b></p> <p>p. 154</p>	 <p><b>University Programs</b></p> <p>p. 180</p>
<p>A series of articles that look at various aspects of this year's ITI World Symposium.</p>	<p>Two articles about treatment options involved in reconstructing the posterior maxilla.</p>	<p>Erik Hjørting-Hansen talks to University Programs Committee Chairman Hans-Peter Weber.</p>

## Contents

<b>INTRODUCTION</b>	<b>IN MEMORIAM</b>	<b>ITI SCHOLARS</b>
115 From the Editor's Desk	171 Yoshikazu Soejima	199 A Dental "Jackpot" in Bern
116 From the President		200 From the Mountains to the Lowlands – My ITI Scholarship Year in Amsterdam
<b>ITI WORLD SYMPOSIUM 2010</b>	<b>RESONANCE FREQUENCY ANALYSIS</b>	201 A New Perspective
118 Impressions from the Symposium	172 Frequently Asked Questions on Resonance Frequency Analysis	<b>SECTIONS</b>
128 Some Insights into the Limited Attendance Sessions	<b>ITI UNIVERSITY PROGRAMS</b>	202 Argentina
133 The Long Journey Home	180 University Programs in Focus	203 Belgium
<b>WORLD SYMPOSIUM ABSTRACTS</b>	184 Inauguration of Centers of Excellence in Implant Dentistry	204 Germany, Australasia
137 ITI Research Competition	<b>EDUCATION</b>	205 Brazil, UK and Ireland
138 Oral Presentation Abstracts	186 Presentation Tips: PowerPoint 2007/2010	206 Iberia, Japan
148 Poster Presentation Winners		207 Taiwan, Denmark
<b>POSTERIOR MAXILLA AUGMENTATION</b>	<b>INTERVIEW</b>	208 Sweden, Mexico
154 Reconstructing the Posterior Maxilla: Treatment Options and Timing of Implant Placement	190 In Conversation with Walter Widmer	209 Southern Africa
164 The Sinus Floor Elevation: Diagnosis and Treatment Planning Aspect	<b>FOCUS ON THE CLINIC</b>	210 USA
	194 Bone and Tissue Level Implant Esthetics, the Case for Each	210 Forum Implantologicum Contributions: Guidelines to References
		211 Imprint

The materials offered in the Forum Implantologicum are for general informational and educational purposes only. ITI as well as the authors, editors and publishers do not make any representation or warranty for the completeness or accuracy of the published materials and as a consequence do not accept any liability for damages (including, without limitation, direct, indirect, special, consequential or incidental damages or loss of profits) caused by the use of the materials and information contained in the Forum Implantologicum. The information contained in the Forum Implantologicum cannot replace an individual assessment by a clinician and its use for the treatment of patients is therefore the sole responsibility of the clinician.

The opinions expressed in the published materials are those of the authors and do not necessarily represent the opinion and views of ITI, the publishers and the editors. The inclusion of or reference to a particular product, method, technique or material relating to such products, methods or techniques in the Forum Implantologicum does not represent a recommendation or an endorsement of the values, features or claims made by its respective manufacturers.

All rights reserved. In particular, the materials published in the Forum Implantologicum are protected by copyright. Any reproduction, either in whole or in part, without the publisher's prior written consent is prohibited. The information contained in the published materials can itself be protected by other intellectual property rights. Such information may not be used without the prior written consent of the respective intellectual property right owner.